

CLASS – I (2024-25)

HOLIDAY HOMEWORK

***Dear Parents
Greetings!***

Summer vacation is a time when students can relax and enjoy their free time. It is a time to catch up on rest, spend time with family and friends and explore new hobbies or interests. For many children, summer vacation is also a time to continue learning and improving different skills.

With the same thought, fun-filled holiday homework is designed for them.

Kindly let your ward do it on his/her own with your guidance

Some vital suggestions to make the vacation special

- Take your child with for a morning/evening walk.
- Encourage your child to converse in English.
- Inculcate the habit of doing yoga in your child.
- Train your child dress up, tie shoe laces and arrange his/her clothes and toys on his/her own to develop self-help skills.
- Help your child to fill a bowl with water and the other one with seeds/grains everyday to keep the same outside for birds.
- Guide your child to turn off taps and switch off lights and fans when not in use.
- Share anecdotes about your childhood with your ward to set example for him/her and show your old family albums. This will strengthen the bond between you and your child.

Note: Kindly keep the sheets of all subjects in profile folder and submit the same to the class teacher on 03.07.24 i.e. Wednesday.

Happy vacation!

HOD

Principal

ENGLISH

Cut the pictures of animals and paste them as per following instructions



1. The cat is **under** the tree.
2. The dog is **on** the ball.
3. The lizard is **on** the tree.
4. The rat is **in** the bag.
5. The duck is **in** the lake.

Name: _____ Roll No. ____ Section: ____

Encircle the word going with the picture in bubble



he
she
it



he
she
it



he
she
it



he
she
it



he
she
it



he
she
it



he
she
it



he
she
it



Name: _____ Roll No. _____ Section: _____


Identify the picture , tick (✓) the correct option and write in the boxes



He / She loves to dance .



He / She is beautiful .



He / She is eating ice-cream .



He / She loves to swim.



He / She is driving scooter.

















He / She is eating burger.









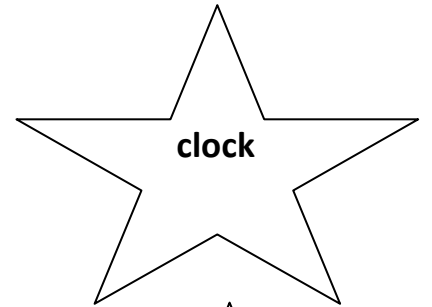



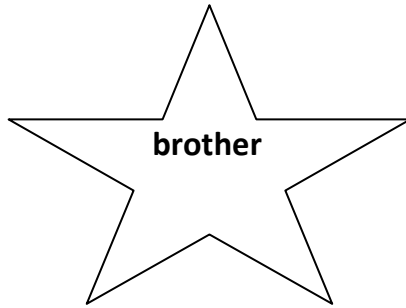



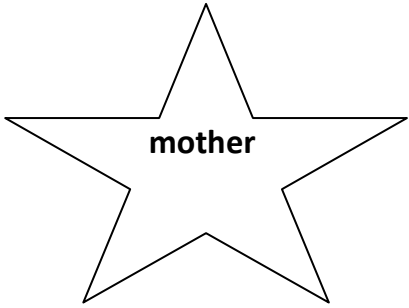
Snakes and ladders

Roll the dice and move your counter according to the number shown on it. Read the word written at that number.

62 	61 cat	60 tap 	59 dog	58 fun	58 	57 wax
50 gum	51 red	52  hop	53 pat	54 yak	55 fox	56 yam
49 hog	48 	47 	46 nit	45 jam	44 men	43 mug
36 kit	37 nod	38 pig	39 hit	40 	41 rub	42 sit 
35 ram	34 ten	33 nip	32 pen	31 sad	30 zag	29 
22 zig	23 vet	24 	25 leg	26 mad	27 top	28 
21 sat	20 	19 pot	18 six	17 van	16 zap	15 bed
8 jug	9 ham	10 wig	11 rug	12 peg	13 kid	14 cub
7 yum	6 log	5 nut	4 bad	3 	2 hat	1 

Name: _____ Roll No. ____ Section: ____

Read the words and colour the stars with nouns



ग्रीष्मावकाशगृहकार्य

विषय - हिंदी



कक्षा - प्रथम

सत्र - 2024-25

1. अपने माता-पिता /दादा-दादी के साथ बैठ कर भजन, गीत व कोई बाल गीत सीखिए।
2. अपने दादा-दादी से कहानी सुनकर उसको अपने शब्दोंमें सुनाते हुए उसकी वीडियो बनाइए और अपनी कक्षा अध्यापिका को भेजिए।
- 3.अपने अभिभावकों की सहायता से सूखी घास व तिनकों की सहायता से घोंसला बनाइए।
4. अ 4 शीट पर ग्रीष्म ऋतु के फलों व सब्जियों के चित्र चिपकाए।
5. ग्रीष्म ऋतु में इस्तेमाल होने वाली वस्तुओं के चित्र कले के साथ बनाइए व अ 4 शीट पर चिपकाइए जैसे छाता।
6. घर के कामों में अपने अभिवावकों की सहायता कीजिए जैसे पौधों को पानी देना इत्यादि।
- 7.अपने घर में पाए जाने वाली आ व इ मात्रा वाली वस्तुओं का चयन करके अ 4 सीट पर उनके चित्र बनाइए।

Name: _____ Roll No. _____ Section: _____

अंतर ढूँढकर घेरा लगाइए और रंग भरिए ।



Name: _____ Roll No. _____ Section: _____


शब्दों को रंगों से बदले ।

1. टमाटर - लाल (Red)
2. कसरत - पीला (Yellow)
3. नटखट - हरा (Green)
4. बादल - नीला (Blue)
5. रात - (Black) काला



Name: _____ Roll No. _____ Section: _____

मेरे पाँव ढूँढकर जोड़िए व मुझमें रंग भरिए ।




Name: _____ Roll No. _____ Section: _____


आ मात्रा वाली वस्तुओं को चुनकर रंग भरिए ।



बादल



गाजर



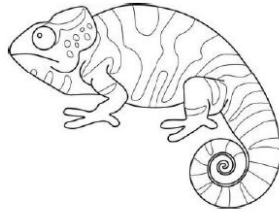
पिन




नल




उपहार



गिरगिट



टिकट




पहाड

MATHS

1. Let's create ocean scene with different shapes

Make an ocean scene using cut-outs of different shapes as shown in the sample sheet.



2. Ascending and Descending order :

Take 6 bottle caps with numbers written on them. Arrange these numbers in ascending and then in descending order too. Please click the picture of your ward performing this activity and paste it on A4 size sheet.

3. How tall I am?

Measure height of every family member with the help of wool. Paste it on the wall along with the concerned family member's picture as shown in the sample sheet. Paste the picture on A4 sheet and let the child compare height of each family member to find out who is the tallest and the shortest member of the family.



4. Shadow Painting

Keep a toy on A-4 size sheet and trace the shadow. After tracing, the child will colour the picture using water colours.



5. Roll the dice

Draw circles and write numbers from 1 to 20 in them as shown in the picture attached. Let the child roll the dice twice and add both the numbers shown on it. Then the child will colour the circle on the sheet with correct answer.



1	2	3	<u>4</u>	5
6	7	8	9	10
11	12	13	14	15
16	17	18	19	20


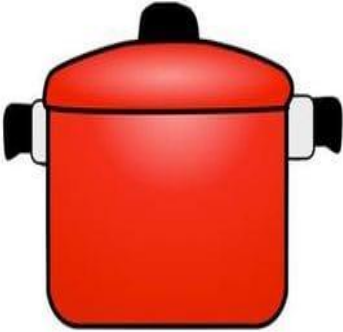
6. Measuring capacity

Child will pour water in different containers with the help of cup and will observe which container can hold more or less water. Please click the picture of your ward performing this activity and paste it on A4 size sheet.

We can measure...

capacity

When we measure the capacity of a container, we find out how much it can hold.



The pot can hold more than the glass. It has a greater capacity.

The glass holds less than the pot. Its capacity is less.

© 2014 The Happy Face - Child Learning

EVS

1. Learning life skills

Assign few household chores to your child on daily basis to let them learn the life skills as mentioned in the following picture through experiential learning. Click those moments and make a beautiful collage of those clicks.



2. Save earth project – Let us make our earth happy!

The children will prepare a sheet on World Environment Day i.e. 5th June, 2024. Children will make handprints with bright poster colours to create flowers as shown in the picture.



3. Five senses: Nature scavenger hunt

Go for a nature walk. Let your child use his/her senses to do the “Five senses nature hunt” and find the things related to different senses as given below:

SIGHT

- Find something white.
- Find something tiny.
- Find something round.
- Find something colourful.

TOUCH

- Find something bumpy.
- Find something soft.
- Find something rough.
- Find something smooth.

SOUND

- Find an animal's sound.
- Find a soft sound.
- Find something crunchy.
- Find something loud.

SMELL

- Find a flower with scent.
- Find a smell you like.

TASTE

- Find something sweet.
- Find something salty.
- Find something sour.
- Find something bitter.

Click the pictures of the things collected and make a collage.

4. Father's day card on 16.05.24

Make this day special for your father by making a beautiful card for him.



Colour the picture with bright colours and decorate it with thermocol balls. Write 'Happy Father's Day' inside the card and surprise your father!