

Holidays Homework 2024-25

Subject: - English

Class-III

GENERAL INSTRUCTIONS

- All the holiday home work should to be done on A4 sheets.
- Take printouts of puzzles and paste them on sheets.

Week1: Fun with Puzzles!

Week2: Be a poet laureate!

Writing Acrostic poems is fun, and it's a fantastic way for children to be creative while boosting their writing skills at the same time. Let's create an Acrostic poem that describes your name the best! Example for 'Rishu'

:

R is for a robust boy

I is for the Intelligence he has

S is for the sincerity he shows

H is for the helpful nature he possess

U is for the unique soul he is!

Week3 Read a storybook. Write its title and main characters.

.

Week4 One page handwriting practice on four lined sheets. (6 pages).

PUZZLE WORKSHEETS

ANTONYMS SEARCH!

Antonyms are words that mean the opposite. Write each word in the cloud next to its antonym.

big		fast	
loud		tall	
dark		hot	
happy		wet	



SYNONYMS SEARCH!

SYNONYMS

Draw a line to connect the words on the left with their synonyms on the right.

Pretty

Silly

Gift

Yell

Money

Scared

Fast

See

Scream

Clean

Funny

Cure

Fat

Beautiful

Look

Present

Afraid

Quick

Neat

Dollars

Heal

Chubby

Name: _____

Date: _____

WORD SEARCH Puzzle

F	C	P	M	A	D	E	Q	M	M	B	B
R	O	U	F	U	N	N	Y	A	Y	S	R
I	L	R	L	A	R	G	E	N	S	I	O
D	D	P	C	H	I	L	D	R	E	N	W
A	E	L	T	S	C	H	O	O	L	G	N
Y	R	E	Y	N	O	N	E	G	F	F	H
S	H	O	R	T	B	B	L	O	N	G	P
V	N	S	L	E	E	P	B	O	T	H	A

MAN	BROWN	MYSELF	LARGE
LONG	SHORT	MADE	NONE
SLEEP	PURPLE	SING	BROTHER
FUNNY	SCHOOL	COLD	PRETTY
CHILDREN	BOTH	FRIDAY	FIRST



ਵਿਸ਼ਾ : ਪੰਜਾਬੀ

ਜਮਾਤ : ਤੀਜੀ

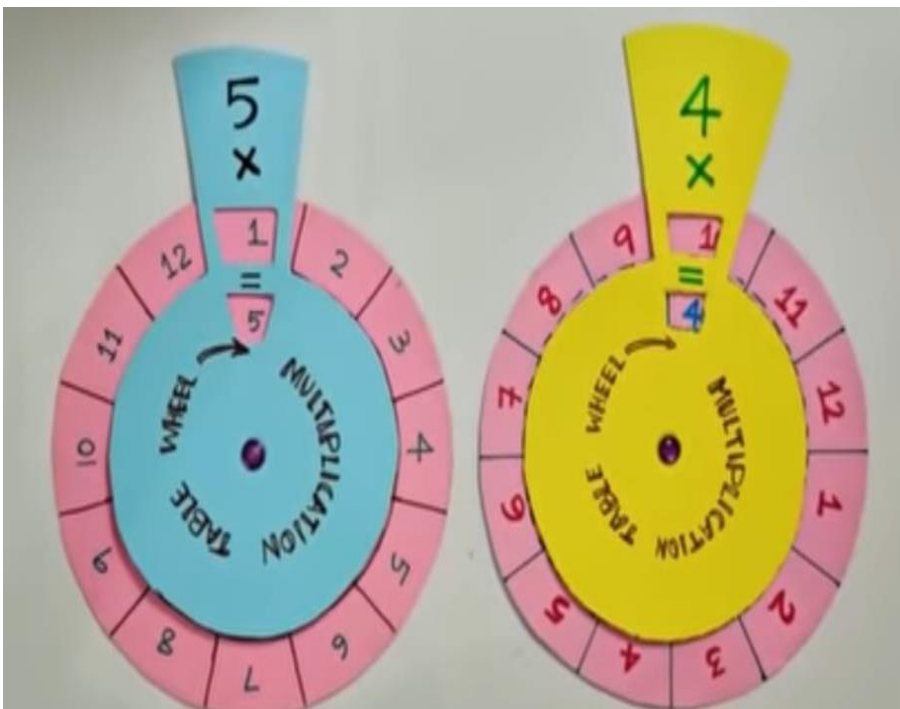
1. ਆਪਣੇ ਪਰਿਵਾਰ ਬਾਰੇ ਕੋਈ ਪੰਜ ਸਤਰਾਂ ਲਿਖੋ।
 2. ਰਸੋਈ ਘਰ ਵਿੱਚ ਪਏ ਕੋਈ ਦਸ ਭਾਂਡਿਆਂ ਦੇ ਨਾਂ ਲਿਖੋ।
 3. ਹੇਠ ਲਿਖੇ ਵਾਕਾਂ ਨੂੰ ਸੁੰਦਰ ਲਿਖਾਈ ਵਿੱਚ ਲਿਖੋ (ਕੇਵਲ ਦਸ ਸਤਰਾਂ)
 - (i) ਕਦੇ ਝੂਠ ਨਾ ਬੋਲੋ।
 - (ii) ਹਰ ਰੋਜ਼ ਇਸ਼ਨਾਨ ਕਰੋ।
 - (iii) ਆਲਾ- ਦੁਆਲਾ ਸਾਫ਼ ਰੱਖੋ।
 - (iv) ਸਾਫ਼- ਸੁਥਰਾ ਅਤੇ ਤਾਜ਼ਾ ਭੋਜਨ ਖਾਉ।
 - (v) ਵੱਡਿਆਂ ਦਾ ਆਦਰ ਕਰੋ।
 4. ਪੰਜਾਬੀ ਵਰਨਮਾਲਾ ਲਿਖੋ ਅਤੇ ਉੜੀਸਾ ਦੀ ਵਰਨਮਾਲਾ ਦੀਆਂ ਤਸਵੀਰਾਂ ਚਿਪਕਾਉ। (ਏਕ ਭਾਰਤ, ਸ੍ਰੇਸ਼ਟ ਭਾਰਤ)
- *ਸਾਰਾ ਕੰਮ ਪ੍ਰੋਜੈਕਟ ਸੀਟ ਉੱਪਰ ਕੀ ਜਾਵੇ।

Subject: - Mathematics

1. Create a flower showing addition sums on it's petals.



1. Create a working model of tables from 2 to 12.



Watch the video for making working model on the following link.

<https://youtu.be/0kMVLExPCU?feature=shared>

Note: - Take printout of the following sheets and solve them.

A. Circle the smallest number in each set.

1. 1200 1202 1204 1206

2. 7322 7900 7294 7109

3. 2120 3513 6128 4276

4. 1099 1039 1093 1001

B. Circle the greatest number in each set.

1. 3209 3202 3200 3206

2. 2257 5714 7854 1396

3. 9824 9492 9399 9951

4. 8080 8082 8084 8086

6.

ADDITION

$$\begin{array}{r} \text{a. } 5197 \\ + 3146 \\ \hline \\ \hline \end{array}$$

$$\begin{array}{r} \text{b. } 6419 \\ + 3286 \\ \hline \\ \hline \end{array}$$

$$\begin{array}{r} \text{c. } 9471 \\ + 3269 \\ \hline \\ \hline \end{array}$$

$$\begin{array}{r} \text{d. } 4634 \\ + 9139 \\ \hline \\ \hline \end{array}$$

$$\begin{array}{r} \text{e. } 6932 \\ + 5891 \\ \hline \\ \hline \end{array}$$

$$\begin{array}{r} \text{f. } 7524 \\ + 5631 \\ \hline \\ \hline \end{array}$$





Multiplication
Solve The Following



$$\begin{array}{r} 367 \\ \times 5 \\ \hline \\ \hline \end{array}$$

$$\begin{array}{r} 237 \\ \times 2 \\ \hline \\ \hline \end{array}$$

$$\begin{array}{r} 871 \\ \times 6 \\ \hline \\ \hline \end{array}$$

$$\begin{array}{r} 562 \\ \times 3 \\ \hline \\ \hline \end{array}$$

$$\begin{array}{r} 719 \\ \times 7 \\ \hline \\ \hline \end{array}$$

$$\begin{array}{r} 426 \\ \times 6 \\ \hline \\ \hline \end{array}$$

$$\begin{array}{r} 392 \\ \times 3 \\ \hline \\ \hline \end{array}$$

$$\begin{array}{r} 658 \\ \times 4 \\ \hline \\ \hline \end{array}$$

$$\begin{array}{r} 743 \\ \times 7 \\ \hline \\ \hline \end{array}$$

$$\begin{array}{r} 539 \\ \times 4 \\ \hline \\ \hline \end{array}$$



CASE STUDY BASED QUESTIONS

Trees play a very important role in our life. They beautify our surroundings. They make air fresh and cool. On the Earth Day, each child of class-III and class-IV was asked to bring saplings. Class-III and Class-IV brought 1367 saplings and 1540 saplings respectively.



Based on the above information, answer the following questions:

1. How many saplings did class-IV children bring?
(a) 1367 (b) 1540 (c) 1360
2. How many saplings did class-III children bring?
(a) 1540 (b) 1367 (c) 1560
3. Write expanded form of the following:
(a) 1367 =
(b) 1540 =

WORD SEARCH

NAME: _____ DATE: _____

Number System CLASS III

X P N A S C E N D I N G Y C S
E R O S S E C D E R P J U E U
P F D U P W Y G G S N H J V C
L A E C N E R E F F I D F N C
A C C L M S R C V B A I S N E
C E S M A L L E S T M M Y K S
E V G F X A K N O S U M N I S
V A R Q Y A A U U Z R U S S O
A L E X G N I D N E C S E D R
L U A I W C D V E T G K X A Y
U E T X U N J T Y Q E Z J B T
E C E F M X S E N O A C T G R
E E S D E R D N U H D X G L J
X K T D L K G S N A R E W K O
W V F P V T C U D O R P Y M D

ONES
PRODUCT
TENS
SMALLEST
SUM
SUCCESSOR
FACEVALUE
GREATEST
HUNDREDS
DIFFERENCE
PREDCCESSOR
ASCENDING
DESCENDING
PLACEVALUE

Subject :-Science

1. Collect and paste any 7 different types of leaves and also write their names and uses.

NOTE- Do it on A4 size sheets.


ACTIVITY-

1. LAND, WATER AND AIR FELT MAT-

Arrange animals according to their Habitats and make a land, water and air felt mat.

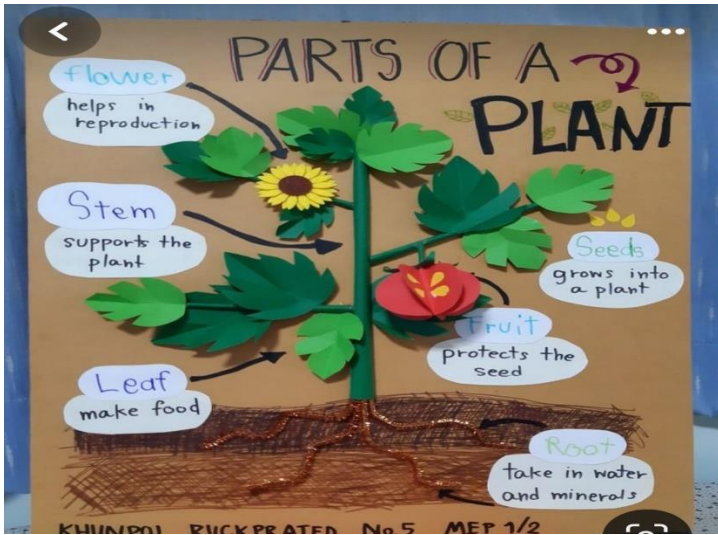
NOTE – Do it on A3 size sheet and submit it in a folder along with H.W no.1 above.

References-



2. Make a 3D model of a plant and label all its parts.

References-



Subject: - Social Science

1. Make a collage of family similarities Prepare a collage on famous professional. Father and Son (singer)/Brother and Brother (sports). Under the following sub headings (at least 5) sports, music, singer, theatre, science and technology
2. Make different types of dresses using newspaper/leaves/ tissue paper.
3. In the scrap book paste different types of fabric and write about their source.
4. Read lesson 7 "If You Believe You Can, You Will!" and write a motivational story.
5. Read lesson 3 Our Food and solve the assignment.

विषय—हिंदी
ग्रीष्मावकाश हेतु गृह कार्य

- 'आँख' से संबंधित किन्हीं पाँच मुहावरों को अर्थ सहित लिखें।
- अपने माता—पिता से बातचीत करके जानने का प्रयास कीजिए कि क्या उन्होंने कभी कोई ऐसा कार्य किया था जो उनके विचार से सही था परंतु उनके बड़ों जैसे कि माता—पिता या अध्यापक के विचार से गलत था। ऐसे में उन्हें अपने से बड़ों की नाराजगी या दंड सहना पड़ा हो। अपने माता—पिता के उस अनुभव को अपने शब्दों में लिखें।
- उड़ीसा और पंजाब में प्रयोग की जाने वाली भाषा में किन्हीं चार पारिवारिक सदस्यों (दादा जी/ नाना जी) के चित्र सहित नाम लिखें।
- समाचार—पत्र, पत्रिका में से कोई तीन कहानियाँ पढ़ें व उन में आए मुख्य पात्रों के नाम लिखें।

नोट.○ मेरा परिचय (आत्म—परिचय) का पृष्ठ जरूर लगाएँ।

- सारा गृह—कार्य A-4 शीट पर करें।