

# **DAV PUBLIC SCHOOL, BRS NAGAR, LUDHIANA**

Dear parents,

Greetings

There are few suggestions to make the vacations more thrilling and fruitful-

1. Encourage your child to speak in English.
2. Tell your child different stories regularly and motivate them what they would do in a similar situation.
3. Keep your children away from T.V, Mobile Phones ,Computers and other Electronic gadgets.
4. Create interest in your child to play outdoor games.
5. Take your child to some relatives and inculcate the value of being social.
6. Develop a habit of wishing the elders.
7. Make a time table for your child and ask them to follow it in their routine to make them more disciplined.
8. Kindly guide and help your child in completing their holidays homework.

Read any two stories and draw picture to show the beginning middle and the end.

NOTE: Please get printout of holidays homework.

Spend quality time with your kids.....

**HAPPY HOLIDAYS**

**REGARDS**

Paste your Father's photograph and write a thank you note for your father on A4 size colour sheet. Also write why you feel grateful to him. Create a card for him on your own. Let it be secret for both your mother and father and present it to him on father's day. If your grand father also lives with you or if you are visiting your grand parents do gift him with a thank you card.

**Read any four stories and write the following**

Name of the story\_\_\_\_\_

Author\_\_\_\_\_

Characters\_\_\_\_\_

Characters you like \_\_\_\_\_

Characters you dislike\_\_\_\_\_

Incident you like\_\_\_\_\_

Incident you dislike\_\_\_\_\_

What you learnt from the story\_\_\_\_\_

\_\_\_\_\_  
\_\_\_\_\_

*Draw pictures of your favourite characters.*

Dear Kids hope you had fun with nouns. Lets enjoy the more by listing all the nouns you see in your bedroom, in your porch, in the garden, in the car, list of places or cities you have visited in vacation.

Also make a list of action words (Verbs) your father does while getting ready for office.


Make a list of action words related to your mother's task for any one day.

Make a list of verbs related to you while you play with your friends.

### Color the Nouns: Turtle

Name: \_\_\_\_\_

Color any shape which has a noun in it yellow. Color the other shapes any color you like.



# BACKYARD SCIENCE

## Germination of Seed

### Material Required

- A tray for growing the plants
- Seeds of coriander, mustard, moong, whole onion and sweet potato.
- Two Glasses of Water.

### How to move ahead

- Digging and preparing the earth, planting, watering and nurturing plants is a sound exercise for mind and body. Child may grow his own plants outside in the garden. If this cannot be made possible, sow mustard and coriander seeds in a shallow tray. Let the child observe these sprouts indoors.
- Assist and guide the child to keep some moong seeds in a moist cloth and watch them sprout and grow.
- Place the onion in one glass of water and sweet potato in other glass of water, child will realize that some plants do not need seed to grow from.

### Observation of Child

### Learning Outcome

- Children will understand that the plants are living and they grow.
- Children will learn that most plants grow from seeds.
- Children will learn that some plants like onion, sweet potato do not grow from seeds.

## SOLUBLE/ INSOLUBLE SUBSTANCES

### Material Required

- 6 – 7 Glasses of Water
- Salt, Sugar, Flour, Oil, Soap, Powder and Mud.

### How to Move ahead

- Ask the Child to mix any bun of the above mentioned material in Glass of water e.g Sugar and Stir it till it dissolves.  
Similarly, allow him to mix all the things one by one in separate glasses and see which one dissolve. Let the child name the things that dissolve and those that do not dissolve.

### Observation of the Child

### Learning Outcome

- Children will be able to distinguish between things that dissolve and those that do not.
- Children will enjoy the activity.

## **ABSORBENTS**

### **Material Required**

- A shallow tray.
- Water, Cloth, Stone, Wood, Iron, Sand, Chalk and Newspaper.

### **How to move ahead**

- Pour Some water in a shallow tray. Ask the child to spread the cloth piece over it. Let him observe how the cloth absorb the water. Do the same with the rest of materials. Let the child conclude which of the things absorb water and which do not.

### **Observation of the Child**

### **Learning Outcome**

- Children will learn more about water and its properties.
- Children's observation skills will be sharpened.

## **EVAPORATION**

### **Material Required**

- 2 Similar Shallow dishes of water.
- 1 pair of socks.

### **How to move a head**

- Ask the child to fill the same amount of water in both the dishes. Now let him keep one dish in the sun and the other in the shade. Let him observe and find out which one dries faster.
- Do the same with the wet socks.

### **Observation of the Child**

### **Learning Outcome**

- Children will learn that water dries up in the sun.
- Children will develop an interest in scientific procedures.

## **OXYGEN IS NEEDED FOR BURNING**

### **Material Required**

- One glass
- A match Box
- Two Candles

### **How to move a head**

- Light both candles and fix them firmly on a smooth surface in such a way that both are visible together. Ask the child to cover one candle with a glass. What happens?

### **Observation of the Child**

### **Learning Outcome**

- Children will learn that air is necessary for burning
- Children will learn that how important air is.

## Dear Children, Lets Have Fun with Riddles

**1. I'm tall when I'm young and I'm short when I'm old. What**

**A: A candle.**

**2. In a one-storey pink house, there was a pink person, a pink cat, a pink fish, a pink computer, a pink chair, a pink table, a pink telephone, a pink shower—everything was pink! What color were the stairs?**

**A: There weren't any stairs; it was a one storey house.**

**3. What has hands but cannot clap?**

**A: A clock**

**4. A house has 4 walls. All of the walls are facing south, and a bear is circling the house. What color is the bear?**

**A: The house is on the North Pole, so the bear is white.**

**5. What is at the end of a rainbow?**

**A: The letter W.**

**6 What starts with the letter “t”, is filled with “t” and ends in “t”?**

**A:  
A teapot**

**7. A girl is sitting in a house at night that has no lights on at all. There is no lamp, no candle, nothing. Yet she is reading. How?**

**A: The woman is blind and is reading braille.**

**8. You walk into a room with a match, a kerosene lamp, a candle, and a fireplace. Which do you light first?**

**A: The match.**

**9. What gets wetter and wetter the more it dries?**

**A: A Towel.**

**10. You draw a line. Without touching it, how do you make the line longer?**

**A: You draw a shorter line next to it, and it becomes the longer line.**

**11. Which weighs more, a pound of feathers or a pound of brick?**

**A: Neither, they both weigh one pound.**

**12. How many months have 28 days?**

**10: Two mothers and two daughters went out to eat, everyone ate one burger, yet only three burgers were eaten in all. How is this possible?**

**A: They were a grandmother, mother and daughter.**

**11. What can run but can't walk?**

**A: A drop of water.**

**12. What's full of holes but still holds water?**

**A: A sponge.**

**13. I am an odd number. Take away one letter and I become even. What number am I?**

**A: Seven (take away the 's' and it becomes 'even').**

**14. What word looks the same backwards and upside down?**

**A: SWIMS.**

**15. What never asks questions but is often answered?**

**A: A doorbell.**

**16. What belongs to you but other people use it more than you?**

**A: Your name.**

**17. What two keys can't open any door?**

**A: A monkey and a donkey.**

**Kids learn the above riddles and have fun with your cousins and at family get togethers.**

## **HOW TO MAKE SANITIZER**

### **Material required:**

- 1. Aloevera gel ¼ cup**
- 2. Lavender oil 30 drops (kid safe)**
- 3. One small container**



### **Instructions:**

- 1. Mix all ingredients and store in a small container.**

**Use as needed to naturally remove germs from hands.**





## शब्दकोष

चित्र का नाम लिखिए तथा उसे शब्दकोष के अनुसार सही क्रम संख्या दीजिए



1. एक कहानी पढ़कर प्रश्नों के उत्तर लिखिए :-

- कहानी का नाम
- लेखक का नाम
- कहानी के मुख्य पात्रों के नाम
- कहानी से मिली शिक्षा
- पांच नाम के शब्द
- पांच काम के शब्द

1. माँ / फूल / झूला / मेरी दादी विषय पर कविता लिखें ।
2. पितृ दिवस पर अपने पिताजी को शुभकामनाएँ लिखिए









चित्र देखकर प्रश्नों के आधार पर कहानी लिखें

- १ पिकनिक मनाने के स्थान का नाम ?
- २ पिकनिक मनाने कैसे गये ?
- ३ पिकनिक मनाने किस के साथ गये ?
- ४ वहाँ क्या - क्या देखा ?

अपनी दादी जी को अपने जन्मदिन का अनुभव बताते हुए पत्र लिखिए



माँ / फूल/ झूला/ पर स्वरचित कविता लिखिए



बुद्धि लगाइए और प्रश्न बनाइए



रिया की माँ ने बाज़ार से आकर कमरे में सामान बिखरा हुआ देखा तब उसने उससे कुछ प्रश्न पूछे । आप सोचकर लिखिए कि रिया की माँ ने उससे क्या प्रश्न पूछे होंगे?

Name \_\_\_\_\_ Date \_\_\_\_\_

Which number comes next?

70 69 68 67 66 65

20 17 14 11 8 5

10 20 30 40 50 60

10 12 14 16 18 20

10 13 16 19 22 25

15 18 21 24 27 30

40 38 36 34 32 30

## MATH Crossword Puzzle



Fill in the blanks of each crossword puzzle to make the multiplication equations true.

2	x		=	6		x	5	=	30
				x		x			
	x	1	=		8	x	4	=	
				=					=
	x	24	=						

	x	7	=		3	x	12	=	
x				x	x				
11		5	x		=				
=				=	=				
22				42		x		=	90

Name \_\_\_\_\_

### Mental Math

Number	10 More	10 Less	100 More	100 Less
476				
261				
852				
758				
663				
329				
165				

## Math Crossword FUN

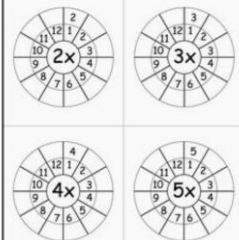


Fill in the blanks of each crossword puzzle to make the addition equations true.

0	+		=	9
	+	3	=	4
2	+		=	

5	+		=	7
	+		=	4
3	+		=	
	+	8	=	
	+	1	=	

Multiply the numbers by the center number.



Name : \_\_\_\_\_ Score : \_\_\_\_\_  
Teacher : \_\_\_\_\_ Date : \_\_\_\_\_

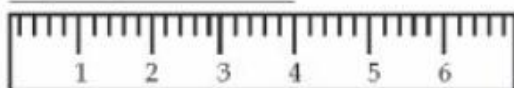
**Complete the Skip Counting Series**

- 1) 0 , 4 , 8 , \_\_\_\_\_ , \_\_\_\_\_ , \_\_\_\_\_ , \_\_\_\_\_ , \_\_\_\_\_
- 2) \_\_\_\_\_ , \_\_\_\_\_ , \_\_\_\_\_ , 38 , 46 , 54 , \_\_\_\_\_ , \_\_\_\_\_
- 3) \_\_\_\_\_ , \_\_\_\_\_ , \_\_\_\_\_ , \_\_\_\_\_ , 16 , \_\_\_\_\_ , 22 , 25
- 4) 19 , \_\_\_\_\_ , \_\_\_\_\_ , \_\_\_\_\_ , \_\_\_\_\_ , \_\_\_\_\_ , \_\_\_\_\_ , 67 , 75
- 5) \_\_\_\_\_ , \_\_\_\_\_ , \_\_\_\_\_ , 39 , \_\_\_\_\_ , 59 , \_\_\_\_\_ , 79
- 6) \_\_\_\_\_ , 20 , 24 , \_\_\_\_\_ , \_\_\_\_\_ , 36 , \_\_\_\_\_ , \_\_\_\_\_
- 7) \_\_\_\_\_ , 9 , \_\_\_\_\_ , \_\_\_\_\_ , 18 , \_\_\_\_\_ , 24 , \_\_\_\_\_
- 8) \_\_\_\_\_ , \_\_\_\_\_ , \_\_\_\_\_ , 28 , 33 , 38 , \_\_\_\_\_ , \_\_\_\_\_
- 9) 15 , 17 , \_\_\_\_\_ , 21 , \_\_\_\_\_ , \_\_\_\_\_ , \_\_\_\_\_ , \_\_\_\_\_
- 10) \_\_\_\_\_ , \_\_\_\_\_ , \_\_\_\_\_ , 23 , \_\_\_\_\_ , \_\_\_\_\_ , 29 , 31
- 11) \_\_\_\_\_ , \_\_\_\_\_ , \_\_\_\_\_ , 25 , 30 , \_\_\_\_\_ , 40 , \_\_\_\_\_ , \_\_\_\_\_
- 12) 3 , \_\_\_\_\_ , 23 , \_\_\_\_\_ , \_\_\_\_\_ , \_\_\_\_\_ , \_\_\_\_\_ , \_\_\_\_\_ , \_\_\_\_\_ , \_\_\_\_\_

**DO THE PAGES IN PRIMARY MATH : 28, 30, 33, 34, 39, 40, 41, 42, 43 & 45**



1. Double 4.
2. Is 16 an odd number or an even number?
3. 6 pairs of shoes = ? shoes  
 a. 8 shoes   
 b. 10 shoes   
 c. 12 shoes
4. How many hours are there in a day?  hours
5. If you eat 2 eggs from a dozen, how many will be left?
6. Put the correct sign > or <  
 359  953
7. There are 229 boys and 131 girls in a school. How many students are there in the school altogether?
8. How many 50 cent coins make up \$3?
9. This line equals  cm.



10. Is 1001 less than 101?

11. 20 cars are parked. 16 are white and the rest are red. How many are red?   
 a. 5 b. 6 c. 4


12. Write the even numbers between 1 and 20.

<input type="text"/>	<input type="text"/>	<input type="text"/>	<input type="text"/>	<input type="text"/>	<input type="text"/>	<input type="text"/>	<input type="text"/>	<input type="text"/>
----------------------	----------------------	----------------------	----------------------	----------------------	----------------------	----------------------	----------------------	----------------------

13. 1 less than 20 is

14.  $8 \times 4 =$

15. What is the time?   
 or quarter past



16. Number of squares =

Distance around =  units

17.  is 1 more than 13.  
 a. 14 b. 15 c. 18

18. Write the correct numeral.  
 4 tens + 6 ones =

19. Write the number name of 65.

20. How many months begin with D?



**CLASS –II**  
**ASSIGNMENT 2 (MATHS)**

Name-----

Roll no.-----

section-----

1. Write in words:

a. 202=-----

b. 650=-----

2. Write in numerals:

a. six hundred thirty six=-----

b. four hundred forty+-----

3. put >, < or =

a. 999----- 919

b.  $500+32$ -----532

c. 606-----660

4. what comes before/between/after

a. -----500      c. 367-----      e. 339-----341

b. -----650      d. 669-----      f, 555-----557

5. a. write the following numbers in ascending order:

444,414,441,404,440 =-----

b. write the following numbers in descending order:

280, 209,920,445,367=-----

6. a. Place value of 3 in 345=-----

b. Face value of 2 in 123=-----

7. Write in expanded form:

815=-----

And

=-----H+-----T+-----O

8. Write ordinal numbers :

a. 13=-----

b. 20=-----

c. 11=-----

d.19=-----

e. 8=-----

**ASSIGNMENT- CLASS II**

NAME -----

ROLL NO -----

SECTION-----

Write in words

a. 20 =-----

b. 52 =-----

Write in numeral form

a. Ninety eight= -----

b. Thirty =-----

c.

What comes before

----- 70

-----49

What comes between

59-----61

30-----32

What comes after

59 -----

67 -----

Arrange in ascending order

17,23,75,30,46 =-----

Arrange in descending order

90,19,9,91,99=-----

Put &gt;,&lt; or=

57-----75

32-----32

52-----50

Insert the missing numbers

-----,-----,68,-----,70,-----,-----

**ADD**

1. T O

4 2

+ 2 6

-----

-----

3. T O

7 8

+ 5 6

-----

-----

2. T O

9 2

+ 5 7

-----

-----

4. T O

8 8

+ 5 5

-----

-----

**SUBTRACT**

1. T O

7 4

\_ 4 4

-----

-----

3. T O

8 2

\_ 4 5

-----

-----

2. T O

8 6

\_ 7 5

-----

-----

4. T O

6 0

\_ 3 9

-----

-----

**Dear Parents, you can make many more such assignments  
to help child retain the already learn concepts**